

ANALOG OR DIGITAL GAS DETECTORS DATASHEET

ART Infrared Refrigerant Transmitter



The ART gas detector is a state-of-the-art, fixed, non-dispersive infrared refrigerant transmitter used to detect a wide range of refrigerant gases. The fast-responding sensor accurately detects refrigerant gas leaks without cross interference from combustible or toxic gases. It can be used as a stand alone system or integrated into a building management system (BMS).

The ART can be connected to a gas detection system using analog output wiring or Modbus® network communications wiring. It is compatible with the QCC Quad Channel controller and the FCS Flexible Control System controller as either an analog or digital transmitter.

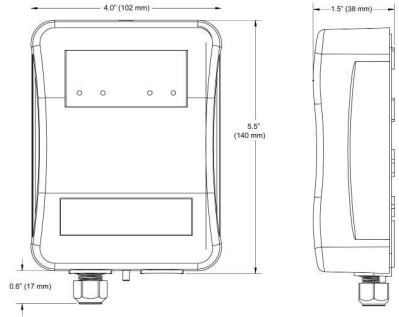
KEY FEATURES

- » Single channel, long life, non-dispersive infrared refrigerant sensor
- » Accurate, low level leak detection with no cross interference from non-refrigerant gases
- » One internal relay
- » Internal audible alarm
- » Detects a wide range of refrigerants
- » Modbus® RTU interface to connect to BAS/BMS systems
- » Bright, alpha-numeric, LED display with visual and audible alarms
- » User selectable Modbus® or analog output: 4-20 mA, 0-5V, 1-5V, 0-10V, 2-10V
- » RoHS compliant circuit boards

APPLICATIONS

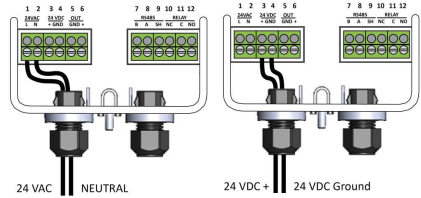
- » Supermarkets/Convenience Stores
- » Refrigerated Mechanical Rooms
- » Commercial Chiller Equipment Rooms
- » Food Storage/Processing Facilities
- » and many more

TECHNICAL DRAWING



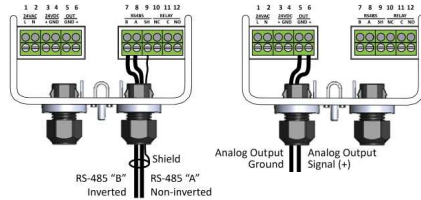
WIRING

Either 24VAC or 24VDC may be used to power the ART. Use two wires between 14 and 22 AWG stranded within conduit.

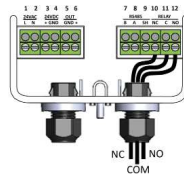


For Modbus® network communications wiring, use only 18 to 24 AWG shielded twisted pair wire with 120 ohm characteristic impedance.

For analog output wiring, connect two 18 to 20 AWG wires to terminal block positions 5 and 6, noting ground and signal polarity.



For relay output wiring connect NO, NC or both, using 18 to 20 AWG wires to terminal block positions 10, 11 and 12, noting normally open, closed and common connectors.



ART Infrared Refrigerant Transmitter

TECHNICAL SPECIFICATIONS

CALIBRATED TO TARGET GAS TYPES

R22, R32, R123, R134a, R404a, R407a, R407c, R407f, R410a, R422a, R422d, R427a, R448a, R449a, R507, R513a, R514a, R452a, HF01234YF, HF01234Ze, HF01233ZD

MECHANICAL

Enclosure	ABS (UL94V-0 rated)
Weight	180 g / 0.40 lbs / 6.3 oz
Size	102 mm x 140 mm x 38 mm / 4.0" x 5.5" x 1.5"

ELECTRICAL

Power Requirement	24 VDC @ 0.5 A min
	24 VAC, 5VA min @ 50 - 60 Hz, 2.5 W max
Communication:	Baud rate: 9,600 or 19,200 (selectable)
	Start bits: 1
Modbus® RTU over RS-485	Data bits: 8
	Parity: none, odd, even (programmable)
	Stop bits: 1 or 2 (programmable)
	Retry time: 500 ms (minimum)
	End of msg: silent 3.5 characters

INPUT / OUTPUT

Analog Outputs	4 - 20 mA; 0 - 5 V; 0 - 10 V; 1 - 5 V; 2 - 10 V
Relays	One relay rated 1 A @ 24 VAC / VDC (0.5A, 125V AC UL rating)

SENSOR

Type	Non-dispersive Infrared
Range	0 - 3,500 ppm
Response Time T_{90}	< 5 minutes

USER INTERFACE

Display	Green LED Power ON indicator and bright, alpha-numeric LED real-time display
Visual Alarm	Red 4-digit LED display
Fault Monitoring	Fault codes presented to user
Audible Alarm	Internal buzzer; enable / disable
Alarm Delay	Selectable; 0 - 15 minutes

ENVIRONMENTAL

Operating Temperature	-30°C to 40°C (-22°F to 104°F)
Humidity	5 - 90% RH non-condensing

PRODUCT CODES

Single Channel Sensor

ART-B-R22	R22 sensor (0 - 3,500 ppm)
ART-B-R32	R32 sensor (0 - 3,500 ppm)
ART-B-R123	R123 sensor (0 - 3,500 ppm)
ART-B-R134A	R134a sensor (0 - 3,500 ppm)
ART-B-R404A	R404a sensor (0 - 3,500 ppm)
ART-B-R407A	R407a sensor (0 - 3,500 ppm)
ART-B-R407C	R407c sensor (0 - 3,500 ppm)
ART-B-R407F	R407f sensor (0 - 3,500 ppm)
ART-B-R410A	R410a sensor (0 - 3,500 ppm)
ART-B-R422A	R422a sensor (0 - 3,500 ppm)
ART-B-R422D	R422d sensor (0 - 3,500 ppm)
ART-B-R427A	R427a sensor (0 - 3,500 ppm)
ART-B-R448A	R448a sensor (0 - 3,500 ppm)
ART-B-R449A	R449a sensor (0 - 3,500 ppm)
ART-B-R452A	R452a sensor (0 - 3,500 ppm)
ART-B-R507A	R507a sensor (0 - 3,500 ppm)
ART-B-R513A	R513a sensor (0 - 3,500 ppm)
ART-B-R514A	R514a sensor (0 - 3,500 ppm)
ART-B-HF01234YF	HF01234YF sensor (0 - 3,500 ppm)
ART-B-HF01234ZE	HF01234Ze sensor (0 - 3,500 ppm)
ART-B-HF01233ZD	HF01233ZD sensor (0 - 3,500 ppm)

* Special order items. Conditions may apply.

OPTIONS (To be added at the end of the "Part Number" above.)

S	Splash cover for wash-down applications
----------	---

CERTIFICATION

CE, UL/CSA/ IEC / EN 61010-1

ACCESSORIES

CEI-715A-CK1	Calibration Kit for 17, 34, 58, 74, 100 L cylinders, 0.5 LPM flow regulator & adapter to fit 17 L cylinder
SCS-8000-SPG	Metal protective guard, large, 16 gauge, galvanized



ART shown with splash cover